

MKAY

POWER CONTROLS



MAXIMUM RETAIL PRICE

CONTENTS


- **CONTROL & SIGNALING UNITS Ø 22.5 mm** **1-2**
 - MK6 SERIES (METAL & NYLON)
 - MK2 SERIES (BARREL PILOT LAMP)
 - MK2 SERIES CONTACT ELEMENT
 - 10mm SERIES PILOT LAMP
- **CONTROL STATION (PB & PENDENT)** **3**
- **PANEL TOP INDICATOR (PTI & BPI)** **3**
- **MULTILAYER TOWER LIGHT - MTL & MTLX** **NEW** **4-5**
- **ELECTRONIC HOOTER (O/E & IN HOUSING)** **6**
- **ROTARY CAM SWITCH - MCS SERIES** **7-10**
- **LIMIT SWITCH - MK4 SERIES** **11**

Control & Signalling Units MK6 & MK2 Series Ø 22.5 mm

Description	Cat. No.	Colour	MRP (Rs.)	Std. Pkg. (Nos.)
-------------	----------	--------	-----------	------------------

A) Glass filled Nylon body & carrier plate with brass insert (without contact element)

NON-LUMINOUS PUSH BUTTON ACTUATORS

Flush Push Button (Spring Return)		MK6-PNA*	1,2,3,4,5,7	50	20
Mushroom Head Push Button (Spring Return)		MK6-MASRN4	Red	105	10
Mushroom Head Push Button (Press to lock, turn to release)		MK6-MASPN4	Red	128	10

SELECTOR ACTUATORS

2 Position Selector Actuator (Maintained)		MK6-2SASPN	Black	170	10
3 Position Selector Actuator (Maintained)		MK6-3SASPN	Black	170	10

LED-PILOT LIGHT (With Low Voltage Glow Protection) Box Type

Pilot light with integral circuit and LED		MK6-LNS*+	3,4,5,6,	165	10
Pilot light with integral circuit and LED		MK6-LNS*+	1,7	220	10

PILOT LAMP - LED Nylon Body (Barrel Type) "Classique"

Pilot Lamp With Integral Circuit & LED		MK2-LS3*C+	3,4,5,6,	94	15
Pilot Lamp With Integral Circuit & LED		MK2-LS3*C+	1,7	155	15
Legend Pilot Lamp With Integral Circuit & LED		MK2-LS34CS+**	4	156	15


Note: Integral circuit for Low Voltage Glow Protection (LVGP) for **Classique** is available as an optional at extra cost @ **Rs. 10/-**

Nylon Body (Barrel Type) "Classique" BUZZER+FLASHER, FLASHER & BUZZER


Pilot Lamp with integral circuit & LED with Buzzer+Flasher		MK2-LS3*CBF+	3,4,5,6,	225	15
Pilot Lamp with integral circuit & LED with Flasher		MK2-LS3*CF+	3,4,5,6	200	15
Pilot Lamp with integral circuit with Buzzer		MK2-LS3*CB+	4,5,6	210	15

B) Chromium plated metal bezel (without contact element)

NON-LUMINOUS PUSH BUTTON ACTUATORS


Flush Push Button (Spring Return)		MK6-PFA*	1,2,3,4,5,7	58	20
Projecting Push Button (Spring Return)		MK6-PPA*	1,2,3,4,5,7	83	20
Booted Push Button (Spring Return)		MK6-PBA*	1,2,3,4,5,7	100	20
Mushroom Head Push Button (Spring Return)		MK6-MASR4	Red	118	10
Mushroom Head Push Button (Press to lock, turn to release)		MK6-MASP4	Red	148	10
Twin Actuator with Flush Green Button marked I, Flush Red Button marked O		MK6-PTA43	Red & Green	130	10

NON-LUMINOUS PUSH BUTTON ACTUATORS WITH CONTACT ELEMENT (NO or NC)

Flush Push Button (Spring Return) with INO (Nylon)		MK6-PNE10*	1,2,3,4,5,7	104	10
Flush Push Button (Spring Return) with INC (Nylon)		MK6-PNE11*	1,2,3,4,5,7	104	10
Flush Push Button (Spring Return) with INO (Metal)		MK6-PFE10*	1,2,3,4,5,7	112	10
Flush Push Button (Spring Return) with INC (Metal)		MK6-PFE11*	1,2,3,4,5,7	112	10

SELECTOR ACTUATORS

* Specify colour


2 Position Selector Actuator (stay put)		MK6-2SASP	Black	186	10
3 Position Selector Actuator (stay put)		MK6-3SASP	Black	186	10
2 Position Selector Actuator (spring return)		MK6-2SASR	Black	205	10
3 Position Selector Actuator (center off, both side spring return)		MK6-3SASRB	Black	215	10

CONTACT ELEMENT - NO/NC

Contact Element	NO NC		MK2-E10 MK2-E11	Green Red	55	50
-----------------	----------	---	--------------------	--------------	----	----

Description		Cat. No.	Colour	MRP (Rs.)	Std. Pkg. (Nos.)
-------------	--	----------	--------	-----------	------------------


LED-LUMINOUS PUSH BUTTON ACUATORS (with Low Voltage Glow Protection)

Luminous Flush Actuator, spring return with integral circuit and LED		MK6-LFA* +	3,4,5,6	192	10
Luminous Flush Actuator, spring return with integral circuit and LED		MK6-LFA* +	1,7	250	10
Luminous Twin actuator with Flush Green Button marked I, Flush Red Button marked O, with amber lens, with integral circuit and LED		MK6-LTA6 +	Amber	275	9

LED-LUMINOUS SELECTOR ACTUATORS (with Low Voltage Glow Protection)

2 Position Luminous Selector Actuator with integral circuit and LED (Maintained)		MK6-2LSASP**	3,4,5,6	288	10
2 Position Luminous Selector Actuator with integral circuit and LED (Maintained)		MK6-2LSASP**	1,7	340	10
3 Position Luminous Selector Actuator with integral circuit and LED (maintained)		MK6-3LSASP**	3,4,5,6	345	10


KEY SELECTOR ACTUATORS

2 Position Key Selector Actuator		MK6-2KSA	Black	275	10
3 Position Key Selector Actuator		MK6-3KSA	Black	285	10
Emergency stop (Press to Lock & Key to reset)		MK6-MAK4	Red	335	10

LED-PILOT LIGHT with Metal bezel (Low Voltage Glow Protection) Box Type

Pilot light with integral circuit and LED		MK6-LES**	3,4,5,6,	180	10
Pilot light with integral circuit and LED		MK6-LES**	1,7	232	10

PILOT LAMP - LED, Ø 10mm, Barrel Type - Metal Body

Pilot Light with integrated LED circuit, But without lens 12V, 24V AC/DC or 240V AC		10LLB**	3,4,5,6	55	25
		10LLB**	1,7	65	
Pilot Light with integrated LED circuit with colour lens 12V, 24V AC/DC or 240V AC		10LLBD**	3,4,5,6	58	
		10LLBD**	1,7	68	
Pilot Light with integrated LED circuit with CLEAR lens 12V, 24V AC/DC or 240V AC		10LLBCD**	3,4,5,6	58	
		10LLBCD**	1,7	68	
Bi-Colour Pilot Light with integrated LED circuit with Clear lens 24AC/DC or 240 AC		10LLB43CD+	R&G	85	

STD. VOLTAGE

+(Please specify voltage while ordering)

12 or 24V AC/DC	110V AC/DC	110 AC	240V AC
-----------------	------------	--------	---------

PRICE FOR OTHER NON STD. VOLTAGE ON REQUEST

COLOUR CODE for Actuator / Lens

*(Please specify colour while ordering)



Colour Code	1	2	3	4	5	6	7
Colour of Actuator	White	Black	Green	Red	Yellow	-	Blue
Colour of Lens	White	-	Green	Red	Yellow	Amber	Blue

** (Please specify while ordering)


Standard Type of Legend	R	Y	B	ON	START	CLOSE	UP
	-	-	-	OFF	STOP	TRIP	DOWN

Description		Cat. No.	Colour	MRP (Rs.)	Std. Pkg. (Nos.)
-------------	--	----------	--------	-----------	------------------

PUSH BUTTON STATION (Al. die cast housing)

<p>EMPTY</p> <p>a) 1 Way b) 2 Way c) 3 Way d) 4 Way e) 6 Way f) 8 Way g) 10 Way h) 12 Way</p>		<p>MK6-1MPS MK6-2MPS MK6-3MPS MK6-4MPS MK6-6MPS MK6-8MPS MK6-10MPS MK6-12MPS</p>		<p>415 550 690 825 1295 1520 RQ RQ</p>	1
<p>COMPLETE PUSH BUTTON STATION</p> <p>a) 1 Way with 1 Flush PB & NO or NC b) 1 Way with 1 Stay put Mushroom, 1 NC c) 2 Way with 2 Flush PBs & 1NO+1NC d) 3 Way with 3 Flush PBs & 2NO+1NC e) 4 Way with 4 Flush PBs & 4 element (NO or NC)</p>		<p>MK6-1MFA * x MK6-1MSPMI MK6-2MFA * x MK6-3MFA * x MK6-4MFA * x</p>		<p>560 675 828 1065 1370</p>	1

PENDENT PUSH BUTTON STATION (Al. die cast housing)

<p>EMPTY</p> <p>a) 2 Way b) 3 Way c) 4 Way d) 6 Way e) 8 Way f) 10 Way g) 12 Way</p>		<p>MK6-2PPS MK6-3PPS MK6-4PPS MK6-6PPS MK6-8PPS MK6-10PPS MK6-12PPS</p>		<p>750 900 1112 1654 2045 2415 2645</p>	1
<p>COMPLETE PUSH BUTTON STATION</p> <p>a) 2 Way with 2 Flush PBs & 1NO+1NC b) 3 Way with 3 Flush PBs & 2NO+1NC c) 4 Way with 4 Flush PBs & 4 element (NO or NC) d) 6 Way with 6 Flush PBs & 6 element (NO or NC) e) 8 Way with 8 Flush PBs & 8 element (NO or NC) f) 10 Way with 10 Flush PBs & 10 element (NO or NC) g) 12 Way with 12 Flush PBs & 12 element (NO or NC)</p>		<p>MK6-2CPPS* x MK6-3CPPS* x MK6-4CPPS* x MK6-6CPPS* x MK6-8CPPS* x MK6-10CPPS* x MK6-12CPPS* x</p>		<p>1030 1275 1495 2360 3200 3910 4390</p>	1

* Specify colour of Push Button actuator x Specify type of Contact Element

LUMINOUS PUSH BUTTON STATION (Al. die cast housing suitable for luminous Push Button)

<p>EMPTY</p> <p>a) 1Way b) 2Way</p>		<p>MK6-1LMPS MK6-2LMPS</p>		<p>760 900</p>	1
--	--	--------------------------------	--	--------------------	---



PANEL TOP INDICATOR - LED (PTI) dia 70mm

Description	Voltage	Colour	Cat No.	MRP Rs.
Panel Top Indicator with integral circuit and cluster LED (Steady)	24V AC/DC or 110V AC/DC or 240V AC	RED, AMBER, GREEN, BLUE	PTIS270*+	1150
Panel Top Indicator with integral circuit and cluster LED (With Flasher)			PTIF270*+	1395
Panel Top Indicator with integral circuit and cluster LED (With Flasher + Buzzer)			PTIFB270*+	1625

BUS BAR PHASE INDICATOR - LED (BPI)

* Specify colour of lens

Description	Voltage	Colour	Cat No.	MRP Rs.
Bus Bar Phase Indicator with integral circuit and cluster LED (Steady) mounted on metal frame.	24V or 110V AC/DC or 240V AC	RED, AMBER, GREEN RED, AMBER, BLUE	BPI-463+	On request
			BPI-467+	

NEW

MULTILAYER TOWER LAMP 50mm

SERIES MTL	MRP Rs. 12/24 V AC/DC	MRP Rs. 110 V/240 AC
STEADY		
SINGLE COLOUR	975	1120
TWO COLOUR	1370	1520
THREE COLOUR	1740	1860
FOUR COLOUR	2130	2290
FIVE COLOUR	2550	2680
STEADY + FLASHING* (Specify one flashing layer only)		
SINGLE COLOUR	1125	1250
TWO COLOUR	1510	1620
THREE COLOUR	1880	1960
FOUR COLOUR	2260	2390
FIVE COLOUR	2640	2760
STEADY + BUZZER (Buzzer in lower casing)		
SINGLE COLOUR	1235	1350
TWO COLOUR	1580	1730
THREE COLOUR	1950	2050
FOUR COLOUR	2420	2520
STEADY + BUZZER + FLASHING* (Specify one flashing layer only)		
SINGLE COLOUR (F+B ONLY)	1350	1450
TWO COLOUR	1680	1850
THREE COLOUR	2010	2170
FOUR COLOUR	2590	2650

*Flashing in any ONE layer, in case flashing required in more layer, can be provided at extra charge.

Add **Rs. 140.00ea Extra for **BLUE / WHITE** Colours Stack.

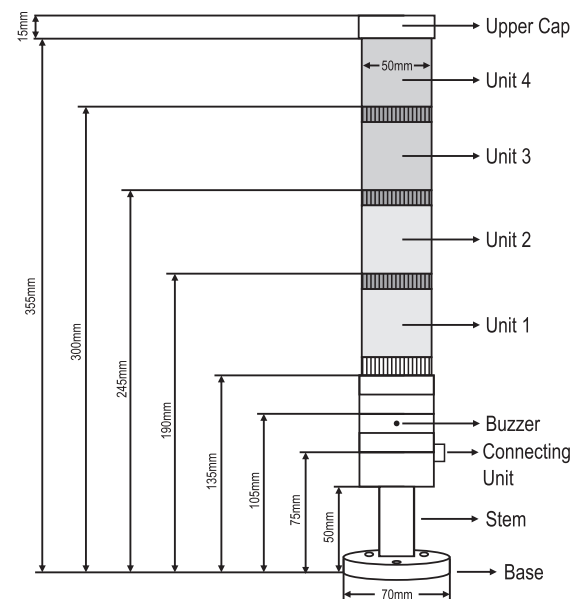
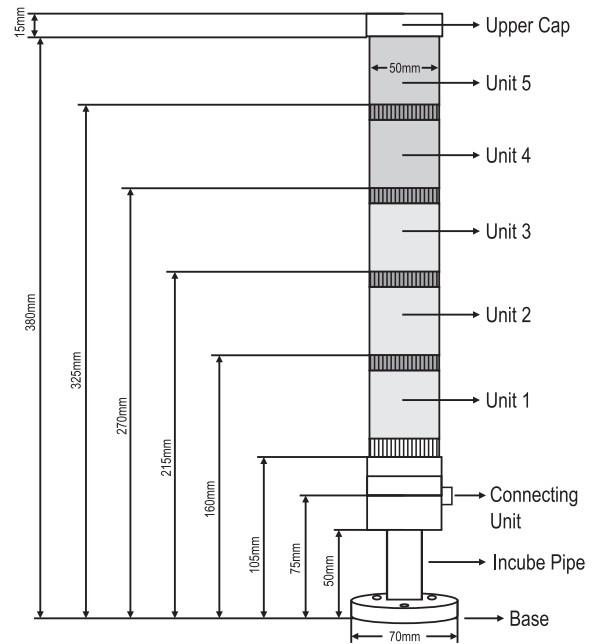
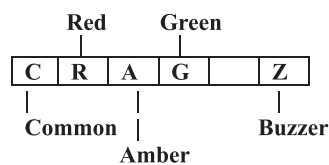
- 1) Tower Lamp supplied with 50mm Aluminium Stem as a standard.
- 2) Optional Aluminium Stem of size 100mm - Add **Rs. 160.00** in above Price
- 3) Optional Aluminium Stem of size 150mm - Add **Rs. 225.00** in above Price
- 4) Optional Aluminium Stem of size 200mm - Add **Rs. 275.00** in above Price
- 5) L-Bracket suitable for Wall mounting available at Extra Price on request.
- 6) Swivel Joint suitable for Base mounting available at Extra Price Rs 225.00 on request.

ORDERING INFORMATION/REFERENCE :

Tower Light Product Ref.	: MTL	
Mounting Standard	: Base Mount	0
Mounting Optional	: With Pole 100mm	1
	: With Pole 150mm	2
	: With Pole 200mm	3
Wall Mounting	: Wall Mount	4
Swivel Joint	: Swivel Base Mount	5
Supply Voltage	: 12V AC/DC	A
	: 24V AC/DC	E
	: 110V AC	F
	: 240V AC	U
Lens Colour	: RED	R
	: GREEN	G
	: AMBER	A
	: BLUE	B
	: WHITE	W
Luminous Mode	: Steady	1
	: Flashing	2
Buzzer	: Intermittent	Z1

Maximum number of stacks possible is FIVE.

CONNECTOR TERMINAL MARKING FOR WIRING:



Example: Multilayer Tower Lamp, Base Mounting, Red, Amber, Green, 24VAC/DC, with RED Flashing and with Buzzer

Type Ref.	Base Mtng. Standard	Voltage	Top Layer Colour Flashing	Middle Colour Steady	Lower layer Colour Steady	Buzzer
MTL	0	E	R2	A1	G1	Z1

Product Code: MTL0ER2A1G1Z1

MTLX MULTILAYER TOWER LAMP LED **NEW**

MTLX SERIES WITH CLEAR LENS	MRP Rs. 12V/24V AC/DC		MRP Rs. 110V/240V AC	
	With Fixed Base	With Swivel Base	With Fixed Base	With Swivel Base
STEADY				
SINGLE COLOUR	990	1215	1175	1400
TWO COLOUR	1400	1625	1575	1800
THREE COLOUR	1775	2000	1900	2125
FOUR COLOUR	2160	2385	2330	2555
FIVE COLOUR	2600	2825	2720	2950
STEADY+FLASHING* (Specify one flashing layer only)				
SINGLE COLOUR	1175	1400	1300	1525
TWO COLOUR	1575	1800	1680	1900
THREE COLOUR	1925	2150	2020	2245
FOUR COLOUR	2300	2525	2450	2675
FIVE COLOUR	2675	2900	2820	3050
STEADY + BUZZER				
SINGLE COLOUR	1260	1485	1390	1615
TWO COLOUR	1625	1850	1780	2005
THREE COLOUR	1990	2215	2100	2325
FOUR COLOUR	2450	2675	2560	2785
STEADY+BUZZER+FLASHING* (Specify one flashing layer only)				
SINGLE COLOUR	1380	1610	1490	1715
TWO COLOUR	1725	1950	1900	2125
THREE COLOUR	2050	2275	2220	2450
FOUR COLOUR	2640	2865	2700	2925

LED Colour available in RED, GREEN, AMBER, BLUE, WHITE

*Flashing in any one Color only, if flashing required in more than one color then price on request.

**Add Rs. 150.00ea Extra for BLUE / WHITE Color Stage

Tower Lamp supplied with 50mm Aluminium Stem as a standard.

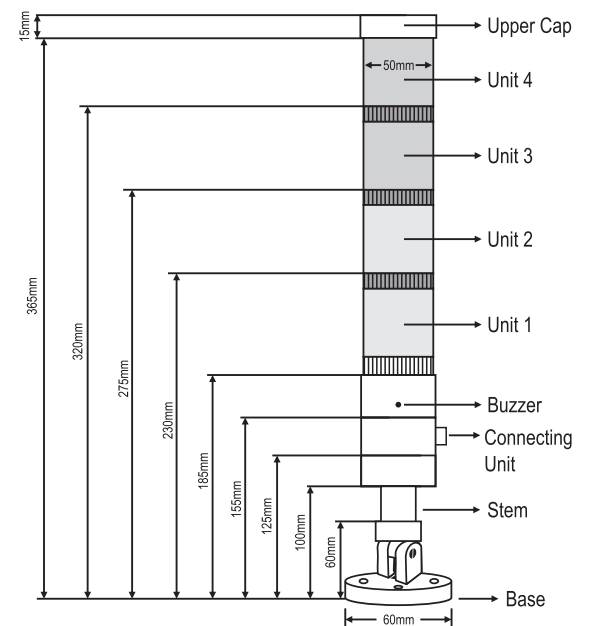
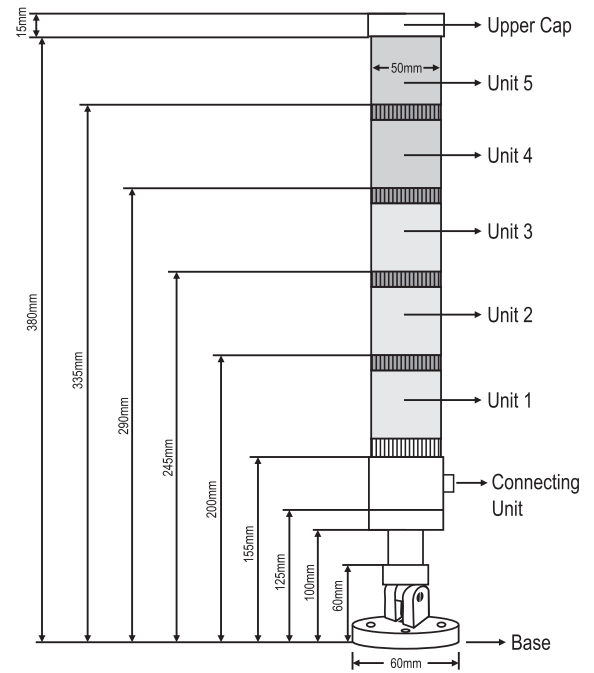
- 1) Other optional Aluminium Stem of size 100mm -Add Rs. 160.00 In above Price
- 2) Other optional Aluminium Stem of size 150mm -Add Rs. 220.00 In above Price
- 3) Other optional Aluminium Stem of size 200mm -Add Rs. 300.00 In above Price

ORDERING INFORMATION/REFERENCE:

PRODUCT REFERENCE: MTLX


Maximum number of stacks possible is Five

Mounting Standard	:	Base Mount	0
Mounting Optional	:	With 100mm Stem	1
	:	With 150mm Stem	2
	:	With 200mm Stem	3
Wall Mounting	:	With mount	4
Swivel Joint	:	Swivel Joint Base	5
Supply Voltage	:	12V AC/DC	A
	:	24V AC/DC	E
	:	110V AC	F
	:	240V AC	U
LED Colour	:	R-Red, G- Green, A- Amber, B-Blue, W- White	
Luminous Mode	:	Steady	1
	:	Flashing	2
Buzzer	:	Intermittent	Z1



Eg.: Tower lamp Red, Amber, Green, 24V AC/DC, with Red colour Flashing, Buzzer, Swivel Joint Base (MTLX C5 E R2A1G1Z1)

Type	with Clear Reflector	Swivel Joint	Voltage	Top layer RED Flashing	Middle Layer Amber Steady	Lower Layer Green Steady	Buzzer
MTLX	C	5	E	R2	A1	G1	Z1



Electronic **HOOTER (96X96mm-ELH-3/ELHU-3 with RED Front**

Description	Voltage	Cat No.	MRP Rs.
A) SINGLE TONE			
i) Single Voltage	12V or 24V or 110V AC/DC or 240V AC	ELH-31R	700
ii) Universal Voltage	12V-24V-48V-110V AC/DC & 240V AC	ELHU-31R	830
B) MULTI TONE (3 TONES) Selectable with shorting link			
i) Single Voltage	12V or 24V or 48V or 110V AC/DC or 240V AC	ELH-33R	870
ii) Universal Voltage	12V-24V-48V-110V AC/DC & 240V AC	ELHU-33R	1050

Electronic **HOOTER 96X96mm- with Acceptance and Flasher and RED Front**

Description	Voltage	Cat No.	MRP Rs.
A) SINGLE TONE			
i) Single Voltage	12V or 24V or 110V AC/DC or 240V AC	ELH-31R AF	910
B) MULTI TONE (3 TONES) Selectable with shorting link			
i) Single Voltage	12V or 24V or 48V or 110V AC/DC or 240V AC	ELH-33R AF	990

Electronic **HOOTER- with optional feature**

Description	Voltage	Cat No.	MRP Rs.
A) SINGLE TONE			
i) Single Voltage with LED indicator only	12V or 24V or 110V AC/DC or 240V AC	ELH-31RL	750
B) MULTI TONE (3 TONES) Selectable with shorting link			
i) Single Voltage with LED Flasher only	12V or 24V or 48V or 110V AC/DC or 240V AC	ELH-31RLF	845



Electronic **HOOTER (96X96mm-ELH-3/ELHU-3 with WHITE Front**

Description	Voltage	Cat No.	MRP Rs.
A) SINGLE TONE			
i) Single Voltage	12V or 24V or 48V or 110V AC/DC or 240V AC	ELH-31W	700
ii) Universal Voltage	12V-24V-48V-110V AC/DC & 240V AC	ELHU-31W	830
B) MULTI TONE (3 TONES) Selectable with shorting link			
i) Single Voltage	12V or 24V or 48V or 110V AC/DC or 240V AC	ELH-33W	870
ii) Universal Voltage	12V-24V-48V-110V AC/DC & 240V AC	ELHU-33W	1050

ELECTRONIC HOOTER IN OPEN EXECUTION:- **ELH-31R, OE (for FLP manufacture)**
























A) SINGLE TONE			
i) Single Voltage	24V or 110V AC/DC or 240V AC***	ELH-31R, OE***	525

+ Specify Voltage

ROTARY CAM SWITCHES MCS SERIES

STANDARD SWITCHES



Switch Sequence	No. of Poles	6 AMP		10 AMP		Switch Sequence	No. of Poles	6 AMP		10 AMP	
		Type	MRP Rs.	Type	MRP Rs.			Type	MRP Rs.	Type	MRP Rs.
ON-OFF 2-POSITION 60° 	1	MCS06001	116	MCS10001	162	7 WAY NO OFF 7-POSITION 45° 	1	MCS06053	385	MCS10053	490
	2	MCS06002	157	MCS10002	200		2	MCS06073	685	MCS10073	850
	3	MCS06003	172	MCS10003	240		3	MCS06093	925	MCS10093	1250
	4	MCS06004	225	MCS10004	308						
ON-OFF 4-POSITION 90° 	1	MCS06195	116	MCS10195	162	7 WAY & OFF 8-POSITION 45° 	1	MCS06064	390	MCS10064	490
	2	MCS06198	157	MCS10198	200		2	MCS06084	675	MCS10084	840
	3	MCS06197	172	MCS10197	240		3	MCS06104	895	MCS10104	1090
	4	MCS06196	225	MCS10196	308						
2- WAY NO OFF 4-POSITION 90° 	1	MCS06037	175	MCS10037	230	8 WAY NO OFF 8-POSITION 45° 	1	MCS06054	420	MCS10054	605
	2	MCS06038	230	MCS10038	310		2	MCS06074	700	MCS10074	865
	3	MCS06039	300	MCS10039	390		3	MCS06094	980	MCS10094	1200
	4	MCS06040	370	MCS10040	485						
2- WAY & OFF 3-POSITION 60° 	1	MCS06025	180	MCS10025	240	8 WAY & OFF 9-POSITION 30° 	1	MCS06065	445	MCS10065	565
	2	MCS06026	235	MCS10026	320		2	MCS06085	725	MCS10085	910
	3	MCS06027	305	MCS10027	395						
	4	MCS06028	375	MCS10028	495						
3- WAY NO OFF 3-POSITION 60° 	1	MCS06049	210	MCS10049	270	9 WAY NO OFF 9-POSITION 30° 	1	MCS06055	485	MCS10055	598
	2	MCS06069	310	MCS10069	385		2	MCS06075	810	MCS10075	990
	3	MCS06089	440	MCS10089	550						
	4	MCS06120	565	MCS10120	705						
3- WAY & OFF 4-POSITION 90° 	1	MCS06060	215	MCS10060	285	9 WAY & OFF 10-POSITION 30° 	1	MCS06066	495	MCS10066	610
	2	MCS06080	320	MCS10080	395		2	MCS06086	845	MCS10086	1050
	3	MCS06100	460	MCS10100	550						
	4	MCS06131	565	MCS10131	675						
4- WAY NO OFF 4-POSITION 90° 	1	MCS06050	275	MCS10050	320	10 WAY NO OFF 10-POSITION 30° 	1	MCS06056	690	MCS10056	860
	2	MCS06070	380	MCS10070	500		2	MCS06076	920	MCS10076	1045
	3	MCS06090	500	MCS10090	580						
	4	MCS06121	680	MCS10121	810						
4- WAY & OFF 5-POSITION 60° 	1	MCS06061	275	MCS10061	325	10 WAY & OFF 11-POSITION 30° 	1	MCS06067	680	MCS10067	870
	2	MCS06081	445	MCS10081	575		2	MCS06087	915	MCS10087	1090
	3	MCS06101	615	MCS10101	800						
	4	MCS06132	695	MCS10132	935						
5- WAY NO OFF 5-POSITION 60° 	1	MCS06051	295	MCS10051	350	11 WAY NO OFF 11-POSITION 30° 	1	MCS06057	800	MCS10057	950
	2	MCS06071	540	MCS10071	625		2	MCS06077	960	MCS10077	1190
	3	MCS06091	690	MCS10091	880						
5 WAY & OFF 6-POSITION 60° 	1	MCS06062	300	MCS10062	380	11 WAY & OFF 12-POSITION 30° 	1	MCS06068	820	MCS10068	975
	2	MCS06082	510	MCS10082	645		2	MCS06088	980	MCS10088	1195
	3	MCS06102	710	MCS10102	885						
6 WAY NO OFF 6-POSITION 60° 	1	MCS06052	315	MCS10052	380	12 WAY NO OFF 12-POSITION 30° 	1	MCS06058	840	MCS10058	965
	2	MCS06072	580	MCS10072	730		2	MCS06078	1050	MCS10078	1250
	3	MCS06092	750	MCS10092	965						
6 WAY & OFF 7-POSITION 45° 	1	MCS06063	395	MCS10063	485						
	2	MCS06083	665	MCS10083	795						
	3	MCS06103	885	MCS10103	1070						



ROTARY CAM SWITCHES MCS SERIES
INSTRUMENT SWITCHES

Switch Sequence	Description	Type	MRP Rs.	Switch Sequence	Description	Type	MRP Rs.
AMMETER SELECTOR 10 AMP							
	Current in each phase with off 4-position 90°	MCS10325	285		Current in each phase & leakage or out of balance current with off	MCS10721	880
VOLTMETER SELECTOR 10 AMP							
	Voltage between each phases with off 4-position 90°	MCS10312	225		Voltage between phase to neutral with off 4-position 90°	MCS10311	390
	Voltage between phase to phase & phase to Neutral with off	MCS10313	460		Voltage between phase to phase & phase to Neutral without off	MCS10314	520

ROTARY CAM SWITCHES MCS SERIES
250V-440V AC*, 50Hz

Switch Sequence	No. of Poles	16AMP		25AMP		32AMP		40AMP		63AMP	
		Type	MRP Rs.	Type	MRP Rs.	Type	MRP Rs.	Type	MRP Rs.	Type	MRP Rs.
ON-OFF 	1	MCS16195	290	MCS25195	340	MCS32195	425	MCS40195	575	MCS63195	670
	2	MCS16198	330	MCS25198	418	MCS32198	475	MCS40198	690	MCS63198	835
	3	MCS16197	390	MCS25197	550	MCS32197	630	MCS40197	800	MCS63197	1030
	4	MCS16196	470	MCS25196	650	MCS32196	695	MCS40196	925	MCS63196	1200
ON OFF 	1	MCS16191	290	MCS25191	340	MCS32191	425	MCS40191	575	MCS63191	670
	2	MCS16192	330	MCS25192	418	MCS32192	475	MCS40192	690	MCS63192	835
	3	MCS16199	390	MCS25199	550	MCS32199	630	MCS40199	800	MCS63199	1030
	4	MCS16194	470	MCS25194	650	MCS32194	695	MCS40194	925	MCS63194	1200
TWO WAY NO OFF 	1	MCS16037	350	MCS25037	450	MCS32037	455	MCS40037	710	MCS63037	800
	2	MCS16038	430	MCS25038	530	MCS32038	575	MCS40038	980	MCS63038	1150
	3	MCS16039	555	MCS25039	750	MCS32039	810	MCS40039	1250	MCS63039	1450
	4	MCS16040	635	MCS25040	880	MCS32040	975	MCS40040	1450	MCS63040	1875
TWO WAY & OFF 	1	MCS16151	365	MCS25151	450	MCS32151	465	MCS40151	650	MCS63151	815
	2	MCS16152	440	MCS25152	600	MCS32152	625	MCS40152	930	MCS63152	1210
	3	MCS16153	570	MCS25153	860	MCS32153	875	MCS40153	1070	MCS63153	1590
	4	MCS16154	660	MCS25154	1140	MCS32154	1125	MCS40154	1470	MCS63154	1980
THREE WAY & OFF 	1	MCS16060	460	MCS25060	600	MCS32060	650	MCS40060	900	MCS63060	1040
	2	MCS16080	550	MCS25080	720	MCS32080	725	MCS40080	1150	MCS63080	1350
	3	MCS16100	775	MCS25100	1050	MCS32100	1050	MCS40100	1800	MCS63100	2075
	4	MCS16131	975	MCS25131	1350	MCS32131	1280	MCS40131	2225	MCS63131	2450
FOUR WAY NO OFF 	1	MCS16050	510	MCS25050	625	MCS32050	675	MCS40050	1020	MCS63050	1200
	2	MCS16070	600	MCS25070	755	MCS32070	845	MCS40070	1610	MCS63070	1830
	3	MCS16090	880	MCS25090	1190	MCS32090	1300	MCS40090	2300	MCS63090	2585
	4	MCS16121	1055	MCS25121	1625	MCS32121	1575	MCS40121	2800	MCS63121	3150
FIVE WAY & OFF 	1	MCS16062	640	MCS25062	920	MCS32062	915	MCS40062	1210	MCS63062	1835
	2	MCS16082	870	MCS25082	1340	MCS32082	1450	MCS40082	2090	MCS63082	2400
	3	MCS16102	1350	MCS25102	1625	MCS32102	1690	MCS40102	2785	MCS63102	3270
SIX WAY NO OFF 	1	MCS16052	710	MCS25052	925	MCS32052	960	MCS40052	1900	MCS63052	2100
	2	MCS16072	920	MCS25072	1500	MCS32072	1580	MCS40072	2225	MCS63072	2520
	3	MCS16092	1285	MCS25092	1725	MCS32092	1790	MCS40092	3430	MCS63092	3900
SEVEN WAY & OFF 	1	MCS16064	750	MCS25064	935	MCS32064	985	MCS40064	1725	MCS63064	2200
	2	MCS16084	1030	MCS25084	1585	MCS32084	1580	MCS40084	2550	MCS63084	2895
	3	MCS16104	1470	MCS25104	1885	MCS32104	1850	MCS40104	3925	MCS63104	4450
EIGHT WAY NO OFF 	1	MCS16054	875	MCS25054	945	MCS32054	1000	MCS40054	2050	MCS63054	2400
	2	MCS16074	1220	MCS25074	1630	MCS32074	1650	MCS40074	3020	MCS63074	3400
	3	MCS16094	1650	MCS25094	2070	MCS32094	2050	MCS40094	4250	MCS63094	4800



ROTARY CAM SWITCHES MCS SERIES
 250V-440V AC*, 50Hz

Switch Sequence	No. of Poles	100AMP	
		Type	MRP Rs.
ON-OFF 	1	MCSXO195	975
	2	MCSXO198	1265
	3	MCSXO197	2340
	4	MCSXO196	2690
ON OFF 	1	MCSXO191	975
	2	MCSXO192	1265
	3	MCSXO199	2340
	4	MCSXO194	2690
TWO WAY NO OFF 	1	MCSXO037	1375
	2	MCSXO038	2500
	3	MCSXO039	3275
	4	MCSXO040	3875
TWO WAY & OFF 	1	MCSXO151	1375
	2	MCSXO152	2575
	3	MCSXO153	3350
	4	MCSXO154	3960
THREE WAY & OFF 	1	MCSXO060	2410
	2	MCSXO080	3060
	3	MCSXO100	4445
	4	MCSXO131	5625
FOUR WAY NO OFF 	1	MCSXO050	2650
	2	MCSXO070	4030
	3	MCSXO090	5600
	4	MCSXO121	7810

SPRING RETURN SWITCHES WITH KNOB

Switch Sequence	No. of Poles	16AMP		25AMP	
		Type	MRP Rs.	Type	MRP Rs.
OFF-ON (45°) 	1	MCS16351	525	MCS25351	920
	2	MCS16352	600	MCS25352	1135
	3	MCS16353	745	MCS25353	1270
	4	MCS16354	800	MCS25354	1420
TWO WAY NO OFF 	1	MCS16371	645	MCS25371	1140
	2	MCS16372	760	MCS25372	1420
	3	MCS16373	950	MCS25373	1840
TWO WAY SPRING RETURN TO OFF 	1	MCS16361	645	MCS25361	1140
	2	MCS16362	760	MCS25362	1420
	3	MCS16363	950	MCS25363	1840

BREAKER CONTROL SWITCHES (25Amp)
 with Pistol Grip Handle
 (Trip-Neutral-Close)



	TNC with 1NO+1NC Spring Return		MCS25257	1050
	TNC with 2NO+2NC Spring Return		MCS25009	1260



ROTARY CAM SWITCHES MCS SERIES
250V-440V AC*, 50Hz

Switch Sequence	No. of Poles	16AMP		25AMP		32AMP		40AMP		63AMP	
		Type	MRP Rs.	Type	MRP Rs.	Type	MRP Rs.	Type	MRP Rs.	Type	MRP Rs.
PHASE SELECTOR SWITCHES, 250V AC, 50Hz											
	1	MCS16060	422	MCS25060	560	MCS32060	640	MCS40060	890	MCS63060	975
ROTARY CAM SWITCHES FOR MOTOR DUTY APPLICATION 440 V AC 50Hz											
Switch Sequence	No. of Poles	RATING (AMP)		Type	MRP Rs.						
		AC 1	AC 3								
	3	16	6	MCS16199	495						
	3	25	16	MCS25199	745						
	3	32	25	MCS32199	990						
	3	40	32	MCS40199	1180						
	3	63	36	MCS63199	1410						
FORWARD-REVERSE SWITCHES											
Switch Sequence	DESCRIPTION	RATING (AMP)		Type	MRP Rs.						
		AC 1	AC 3								
	THREE POLE REVERSING	16 25 32 40 63	6 16 25 32 36	MCS16211 MCS25211 MCS32211 MCS40211 MCS63211	490 640 750 1625 1890						
	Two Speed Frwd-Rev Switches	25	16	MCS25217	1240						
	Two Speed Forward Switches	25	16	MCS25212	1225						
CHANGEOVER SWITCHES											
Switch Sequence	No. of Poles	25 AMP		32 AMP		40 AMP		63 AMP			
		TYPE	MRP Rs.	TYPE	MRP Rs.	TYPE	MRP Rs.	TYPE	MRP Rs.		
	2	MCS25152CO	625	MCS32152CO	720	MCS40152CO	1010	MCS63152CO	1280		
	3	MCS25153CO	880	MCS32153CO	990	MCS40153CO	1390	MCS63153CO	1720		
	4	MCS25154CO	1190	MCS32154CO	1270	MCS40154CO	1750	MCS63154CO	2025		
SWITCHES WITH ENCLOSURE											
Switch Sequence	No. of Poles	RATING (AMP)		Type	MRP Rs.						
		AC 1	AC 3								
Three Pole Reversing	3	25	16	MCS25913	800						
Three Pole ON-OFF	3	25	16	MCS25244	750						

SPARES FOR ROTARY CAM SWITCHES MCS SERIES

Description	Size in mm.	MRP Rs.	Description	Size in mm.	MRP Rs.
SET OF YELLOW INDICATING PLATE (FRONT PLATE)			HANDLES		
For 6A to 16A	48 X 48	30	Ball type Handle for 16A to 32A	64 X 64 x 64 x 80	80
For 25A to 32A	64 X 64	50	Ball tpe Handle for 40A to 63A	88 X 88	110
For 40A to 63A	88 X 88	80	Pistol Grip Handle for 16A to 32A	64 X 64 x 64 x 80	125
INDICATING PLATE (MARKING PLATE)			MOUNTING PLATES FOR REAR MOUNTING		
For 6A to 16A	48 X 48	15	For 6A to 16A	48 X 48	18
For 25A to 32A	64 X 64	22	For 25A to 32A	64 X 64	25
For 40A to 63A	88 X 88	30	For 40A to 63A	88 X 88	35
KNOBS					
Tear drop knob for 6A to 16A	48 X 48 x 48 x 60	25			
Tear drop knob for 6A to 32A	64 X 64 x 64 x 80	32			
Tear drop for 40A to 63A	88 X 88	55			



LIMIT SWITCHES - MK4

LIMIT SWITCHES WITH TWO SETS OF CONTACTS (1NO+1NC), 10 A, 500V AC, 50 Hz

EXECUTION	ACTUATOR TYPE	CONTACTS		STD. PKG. Nos.	Cat. No.	MRP Rs.
		Arrangement	No. of Contacts			

EXECUTION	ACTUATOR TYPE	CONTACTS		STD. PKG. Nos.	Cat. No.	MRP Rs.
		Arrangement	No. of Contacts			

A) COMPACT LIMIT SWITCHES-IP67 (40mm WIDTH)-LSC :

Open	With Shrouded Terminal & Protective Cover	Normal Action Snap Action	1NO+1NC 1NO+1NC	10	MK4-LSC000 MK4-LSC010	195 220
In Oil Tight Die Cast Aluminium Housing	With Push Rod	Normal Action Snap Action	1NO+1NC 1NO+1NC	1	MK4-LSC401 MK4-LSC411	490 515
	With Normal Roller Lever	Normal Action Snap Action	1NO+1NC 1NO+1NC	1	MK4-LSC402 MK4-LSC412	560 585
	With Crank Lever 38mm / 76mm	Normal Action Snap Action	1NO+1NC 1NO+1NC	1	MK4-LSC404 MK4-LSC414	950 975
	With Crank Lever 38mm with Rubber Roller 40/50mm dia	Normal Action Snap Action	1NO+1NC 1NO+1NC	1	MK4-LSC404/RRL MK4-LSC414/RRL	1025 1050
	With Crank Lever - Adjustable	Normal Action Snap Action	1NO+1NC 1NO+1NC	1	MK4-LSC405 MK4-LSC415	985 1010
	With Crank Lever - Antenna	Normal Action Snap Action	1NO+1NC 1NO+1NC	1	MK4-LSC405/ANT MK4-LSC415/ANT	965 990
	With Crank Lever-Adjustable with Rubber Roller 40/50mm dia	Normal Action Snap Action	1NO+1NC 1NO+1NC	1	MK4-LSC405/RRL MK4-LSC415/RRL	1085 1115
	With Top Roller Plunger	Normal Action Snap Action	1NO+1NC 1NO+1NC	1	MK4-LSC406 MK4-LSC416	950 975
	With Top Push Rod Over Travel	Normal Action Snap Action	1NO+1NC 1NO+1NC	1	MK4-LSC408 MK4-LSC418	885 910

C) GENERAL PURPOSE LIMIT SWITCHES-LSN :

Open	With Push Rod & Protective Cover	Normal Action Snap Action	1NO+1NC 1NO+1NC	10	MK4-LSN000 MK4-LSN010	160 180
In Standard Die Cast Aluminium Housing	With Push Rod	Normal Action Snap Action	1NO+1NC 1NO+1NC	1	MK4-LSN101 MK4-LSN111	380 410
	With Normal Roller Lever	Normal Action Snap Action	1NO+1NC 1NO+1NC	1	MK4-LSN102 MK4-LSN112	415 445
	With Angular Roller Lever	Normal Action Snap Action	1NO+1NC 1NO+1NC	1	MK4-LSN103 MK4-LSN113	460 490
In Oil Tight Die Cast Aluminium Housing	With Push Rod	Normal Action Snap Action	1NO+1NC 1NO+1NC	1	MK4-LSN201 MK4-LSN211	500 530
	With Normal Roller Lever	Normal Action Snap Action	1NO+1NC 1NO+1NC	1	MK4-LSN202 MK4-LSN212	535 565
	With Angular Roller Lever	Normal Action Snap Action	1NO+1NC 1NO+1NC	1	MK4-LSN203 MK4-LSN213	575 605

D) MINI LIMIT SWITCHES-LSM :

Open	With Protective Cover & Shrouded Terminal	Normal Action Snap Action	1NO+1NC 1NO+1NC	10	MK4-LSM000 MK4-LSM010	155 175
In Die Cast Aluminium Housing	With Push Rod	Normal Action Snap Action	1NO+1NC 1NO+1NC	5	MK4-LSM01 MK4-LSM11	365 395
	With Normal Roller Lever	Normal Action Snap Action	1NO+1NC 1NO+1NC	5	MK4-LSM02 MK4-LSM12	400 430
	With Top Roller Plunger	Normal Action Snap Action	1NO+1NC 1NO+1NC	5	MK4-LSM06 MK4-LSM16	395 422
	With Wobble Spring Plunger	Normal Action Snap Action	1NO+1NC 1NO+1NC	4	MK4-LSM07 MK4-LSM17	605 635

B) COMPACT LIMIT SWITCHES-IP67 (56mm WIDTH)-LSW :

In Oil Tight Die Cast Aluminium Housing	With Push Rod	Normal Action Snap Action	1NO+1NC 1NO+1NC	1	MK4-LSW501 MK4-LSW511	490 515
	With Normal Roller Lever	Normal Action Snap Action	1NO+1NC 1NO+1NC	1	MK4-LSW502 MK4-LSW512	560 585
	With Crank Lever 38mm / 76mm	Normal Action Snap Action	1NO+1NC 1NO+1NC	1	MK4-LSW504 MK4-LSW514	950 975
	With Crank Lever 38mm with Rubber Roller 40/50mm dia	Normal Action Snap Action	1NO+1NC 1NO+1NC	1	MK4-LSW504/RRL MK4-LSW514/RRL	1025 1050
	With Crank Lever - Adjustable	Normal Action Snap Action	1NO+1NC 1NO+1NC	1	MK4-LSW505 MK4-LSW515	985 1010
	With Crank Lever - Antenna	Normal Action Snap Action	1NO+1NC 1NO+1NC	1	MK4-LSW505/ANT MK4-LSW515/ANT	965 990
	With Crank Lever-Adjustable with Rubber Roller 40/50mm dia	Normal Action Snap Action	1NO+1NC 1NO+1NC	1	MK4-LSW505/RRL MK4-LSW515/RRL	1085 1115
	With Top Roller Plunger	Normal Action Snap Action	1NO+1NC 1NO+1NC	1	MK4-LSW506 MK4-LSW516	950 975
	With Top Push Rod Over Travel	Normal Action Snap Action	1NO+1NC 1NO+1NC	1	MK4-LSW508 MK4-LSW518	885 910

E) SPARES for LSN / LSM

DESCRIPTION	STD. PKG.	Cat. No.	MRP Rs.
I Bracket Plunger Assembly for LSN / LSN	25		
i) Bracket Roller Lever assembly for LSN102 / 112		MK4-BRN112	165
ii) Bracket Roller ass. with built in mounting head for LSN202/212		MK4-BRN212	180
iii) Pin & Rubber Cup LSN202/212		MK4-PRC212	95
iii) Roller Lever for LSM12		MK4-BRM12	140

F) SPARES for LSC / LSW

DESCRIPTION	STD. PKG.	Cat. No.	MRP Rs.
a) Bracket Plunger Assembly for LSC / LSW	25		
i) Mounting Head assembly for push rod		MK4-BRC1	95
i) Roller Lever assembly		MK4-BRC2 MK4-BRC3	160 210
ii) Angular Lever assembly			
b) Pin & Rubber Cup assembly	25	MK4-PRW	120

OPEN LIMIT SWITCH LSP with Protective Cover and Shrouded terminal :

Open	With Push Rod Shrouded Terminal & Protective Cover	Normal Action Snap Action	1NO+1NC 1NO+1NC	10	MK4-LSP000 MK4-LSP010	235 255
------	--	---------------------------	--------------------	----	--------------------------	------------

GENERAL TERMS & CONDITIONS:

- 1 Max. Retail Price is inclusive of all Taxes. Freight charges shall be extra as applicable.
- 2 Max. Retail Prices prevailing at the time of despatch shall be applicable.
- 3 Goods are despatched by us on Purchaser's risk. All claims for losses, damages or shortages will be filled by the purchaser directly with the carriers.
- 4 Prices are subject to change without prior notice.
- 5 Product Shall be supplied in Multiple of standard packing, wherever applicable.
- 6 All Transactions are subject to Mumbai jurisdiction only.
- 7 This Max. Retail Price List Supersedes all previous Price List.



MKAY
POWER CONTROLS

Mkay Power Controls Pvt. Ltd.,

103, Bharat Industrial Estate, L.B.S. Marg, Bhandup (W),
Mumbai - 400 078 • Telefax : +91 22 67969324
E-mail : info@mkaypowercontrols.com
Website: www.mkaypowercontrols.com

AUTHORISED STOCKISTS

